

Maße

JAUDT-Segmentsiloverschluß


Dimensions

Segmental silo valve

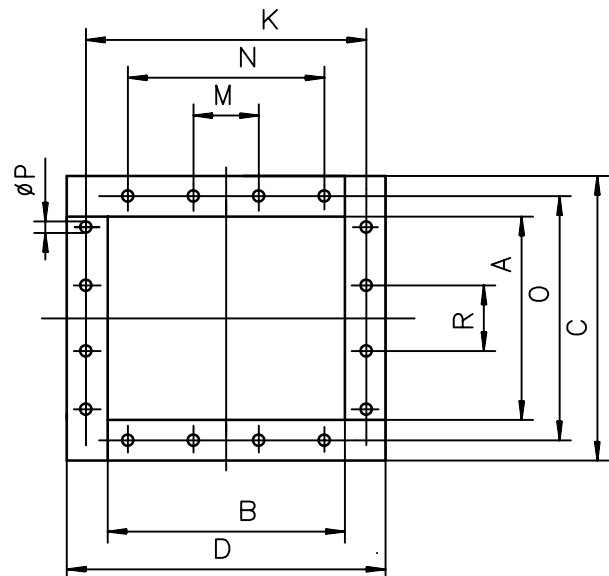
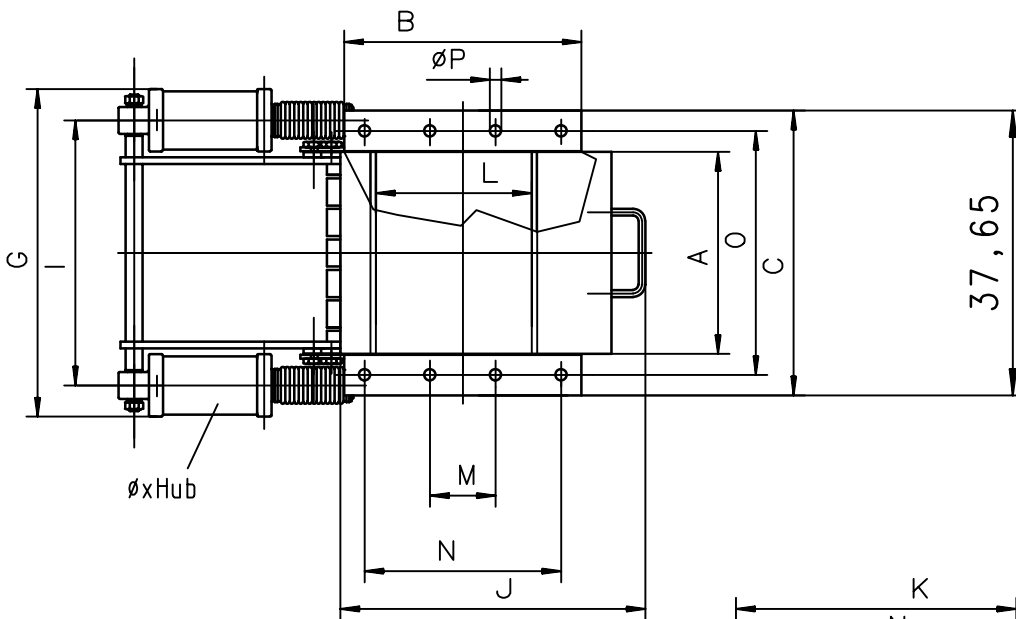
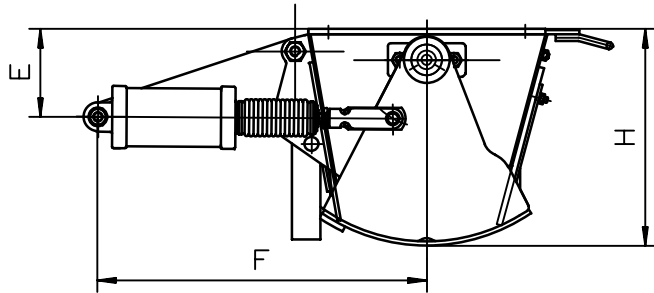
Dimension

Segment silo fermeture

JAUDT



Pneum. Zylinder - pneum. cylinder - verin pneum.



Flanschbohrbild bei NW 800x800
Verschluss ohne Handschieber

Änderungen vorbehalten

AxB	GE	C	D	E	F	G	H	I	J	K	L	M	N	O	ØP	R	ØxHub	Liter
200x250		280	330		308	400	233	350		-	175	-	250	250	15	-	50x80	0.16
300x350		420	350	130	485	490	320	410	450	-	247	-	290	360	17	-	80x100	0.50
450x350		570	350	130	510	667	320	567	450	-	247	-	290	510	17	-	100x100	0.79
500x550		660	550	230	655	810	500	710	650	-	398	160	480	580	21	-	100x200	1.57
700x550		860	550	230	709	1055	500	915	650	-	398	160	480	780	21	-	140x200	3.08
800x800		1032	1032	-	-	-	950	-	-	920	800	230	690	920	22	230	-	